





Thank you for purchasing the Level Bedded Commander Deck Box. During the assembly of your deck box please only use PVA glue as this will ensure the adhesive doesn't affect your cards or card sleeves. Do not use super glue or epoxy as these may damage your cards.



Your pack should include: 1 base panel, 1 front panel with clasp, 2 side panels and one back/top panel with leather lid attached.

1) Use a brush or tooth pick to apply a small amount of PVA glue to the highlighted location in the picture below.




2) Attach the two side panels as shown, then repeat step one.

3) Attach the front panel as shown, then repeat step one.



4) Attach the back panel/lid as shown below.

5) Enjoy your new deck box! And let us know what you think.



Commander Deck Box - Parts List

One of each part is included with this kit.

